

Solactive Food Delivery Index (NTR)

ISIN: DE000VP3SFD4 / Swiss Sec. Number: 52121897 / German Securities Code (WKN): VP3SFD

The information provided in this factsheet does not constitute a recommendation to buy or sell the product described herein and is not a substitute for an individual consultation with your bank or advisor. The respective Key Information Document (KID), the Base Prospectus, any supplements thereto and the Final Terms are available on the website certificates.vontobel.com. To obtain more detailed information, particularly regarding the structure and risks associated with an investment in the product, you should read those documents.

Strategy

Since Pizza Hut launched its first online ordering service for pizza in 1994, online delivery services have turned into a business worth billions. With Solactive, Vontobel has summarized several promising companies in this segment in one index. The index comprises companies that have or are expected to have significant exposure to the provision of business-to-consumer food delivery offers, the development of technology enabling business-to-consumer food delivery platforms, and/or the provision of business-to-consumer delivery services.

Performance & Risk



Performance in %

	1 Month	YtD	2019	2017	2015	Since Inception
Index	15.17%	13.33%	-	-	-	13.33%

The figures given refer to past performance. Past performance is not a reliable indicator of future performance and should not be the sole decision factor in the selection of a financial instrument. The performance of the financial instrument is displayed on the basis of valuation prices in EUR, with reinvested net income. Due to currency fluctuations, your return may be higher or lower if you invest in a currency other than the one in which the past performance has been calculated.

All price information relates to the product unless otherwise indicated.

Price Indication (14 July 2020, 11:26 AM CET)

Bid	EUR	110.40
Ask	EUR	111.50
52 Weeks High	EUR	113.10
52 Weeks Low	EUR	98.20
Highest YTD	EUR	113.10
Lowest YTD	EUR	98.20

Key Figures

Return*	13.33%
Volatility p.a.*	17.11%
Maximum Drawdown*	-1.60%
Number of Positions in the Index	20
Sharpe Ratio*	18.53
Sortino Ratio*	50.00

* since inception

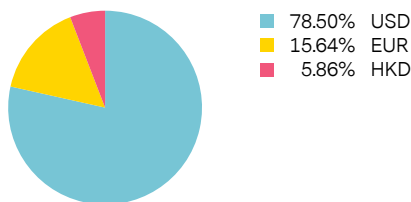
Risk Indicator



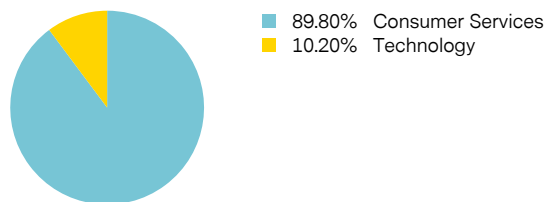
The risk indicator is a guide to the level of risk of this product compared to other products.

Index Composition

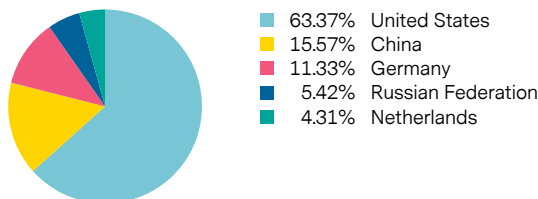
Allocation by Currency



Equity Allocation by Industry Sectors



Allocation by Country



Constituents

ISIN	Description	Asset Class	Price	Currency	Weight %
DE000A161408	HelloFresh SE	Share	49.44	EUR	6.2459%
KYG596691041	Meituan Dianping	Share	206.00	HKD	5.8613%
US0231351067	Amazon.com Inc.	Share	3 104.00	USD	5.7902%
US4001101025	GrubHub Inc.	Share	69.52	USD	5.5109%
NL0009805522	Yandex N.V.	Share	51.72	USD	5.4157%
US6988131024	Papa John's International Inc.	Share	87.89	USD	5.2476%
US01609W1027	Alibaba Group Holding Ltd.	Share	251.67	USD	5.2297%
US9741551033	Wingstop Inc.	Share	129.70	USD	5.2243%
-	BJ's Wholesale Club Holdings Inc.	Share	38.99	USD	5.1888%
DE000A2E4K43	Delivery Hero AG	Share	95.76	EUR	5.0890%
US25754A2015	Domino's Pizza Inc.	Share	401.38	USD	4.8665%
US9311421039	Walmart Inc.	Share	129.52	USD	4.8191%
US02079K3059	Alphabet, Inc.	Share	1 512.23	USD	4.7878%
US1696561059	Chipotle Mexican Grill Inc.	Share	1 088.92	USD	4.7740%
US22160K1051	Costco Wholesale Corp.	Share	322.92	USD	4.7082%
US98850P1093	Yum China Holdings Inc.	Share	50.71	USD	4.4803%
US5010441013	Kroger Co.	Share	33.28	USD	4.4711%
NL0012015705	Just Eat Takeaway.com NV	Share	94.30	EUR	4.3078%
US9884981013	Yum! Brands Inc.	Share	87.43	USD	4.0765%
US90353T1007	Uber Technologies Inc.	Share	31.72	USD	3.9055%

Master Data

EUSIPA Classification	Tracker Certificate
Initial Fixing Date	08 June 2020
Final Valuation Date	Open End
Issue Price	EUR 100.50
Ratio	1.13
Index	Solactive Food Delivery Index (NTR)
Index Currency	USD
Treatment of Income	Net Reinvested
Listing	Boerse Frankfurt Zertifikate Premium
Collateralization	No
Index adjustments	According to the Index Guide

Parties

Issuer	Vontobel Financial Products GmbH, Frankfurt am Main
Garantor	Vontobel Holding AG, Zurich
Index Calculation Agent	Solactive AG

Costs

Index Fee p.a.	1.20%
Performance Fee p.a.	-

Important Notices

These materials have been prepared by members of the Vontobel group ("Vontobel") which comprises Vontobel Holding AG and its subsidiaries. These materials are for distribution only under such circumstances as may be permitted by applicable law. They have not been prepared with regard to the specific investment objectives, financial situation or particular needs of any specific recipient. They are published solely for informational purposes and are not to be construed as a solicitation or an offer of any services or products or an offer to buy or sell any securities or related financial instruments or to participate in any particular trading or investment strategy.

Financial instruments providing exposure to an active investment strategy are not suitable for all investors, and investing in these instruments may lead to a total loss of the capital invested. The financial instruments do not include any protection from future market performance so investors could lose some or all of their investment. If the Issuer and the Guarantor are not able to pay investors what is owed, investors could lose their entire investment.

The recipient should not construe the contents of these materials as legal, tax, accounting or regulatory information.

No representation or warranty, either expressed or implied, is provided in relation to the accuracy, completeness or reliability of the information contained herein except with respect to information concerning Vontobel, nor is it intended to be a complete statement or summary of the securities markets or developments referred to in these materials or a guarantee that the services described herein comply with all applicable laws, rules and regulations. Vontobel is under no obligation to update or keep current the information contained herein. All information concerning performance and returns refers to gross returns, which do not factor in costs that will be incurred and taxes to be paid by the relevant investor. Investors will, in fact, incur costs and taxes which diminish returns. The extent of the impact of any such costs and tax on the net return depends on the amount of the investment and the costs and tax actually incurred by the relevant investor.

These materials are distributed in certain member states of the European Economic Area by Bank Vontobel Europe AG, a subsidiary of Vontobel Holding AG. The legally binding product documentation consists of the relevant Base Prospectus, any supplements thereto and the Final Terms prepared under the Base Prospectus. These documents are available free of charge on the website <https://certificates.vontobel.com>. In order to obtain more detailed information - and in particular details of the structure of and risks associated with an investment in the product - potential investors should read these documents. Bank Vontobel Europe AG is available for questions on the financial instruments at +49(0)69 695 996 3205 from 08.00 a.m. - 06.00 p.m. (Frankfurt time) on bank business days.

Vontobel specifically prohibits the redistribution or reproduction of these materials in whole or in part without the written permission of Vontobel and Vontobel accepts no liability whatsoever for the actions of third parties in this respect.

©Vontobel 2019. "Vontobel" is among the registered and unregistered trademarks of Vontobel. All rights reserved.