

MSCI World IMI Select Sustainable Impact Top 20

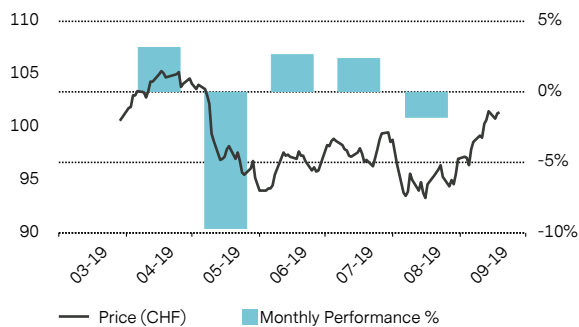
ISIN: CH0464684916 / Swiss Sec. Number: 46468491 / Symbol: ZMSCCV

This financial instrument is a structured product. It is not a collective investment scheme within the meaning of the Swiss Federal Act on Collective Investment Schemes (CISA), and is therefore not subject to the regulations of the CISA or the supervision of the Swiss Financial Market Supervisory Authority FINMA.

Strategy

More and more investors around the world are factoring sustainability into their investments. Especially the younger people, also known as millennials, care about investing sustainably. For many, simply avoiding alcohol and tobacco conglomerates, arms manufacturers or companies that are particularly damaging to the environment is no longer enough. There is a solution: impact investing. It allows investors to support companies that are committed to solving social and environmental problems – and, contrary to enduring prejudice, they can do so without compromising on returns. In 2015, the UN set 17 global sustainability goals to be achieved by 2030. With the MSCI World IMI Select Sustainable Impact Top 20 Index, investors can participate in the performance of companies that generate a significant portion of their revenues in areas that contribute to the achievement of these goals.

Performance & Risk



Performance in %

	3 Months	YtD	2018	2016	2014	Since Inception
Index	3.79%	0.80%	-	-	-	0.80%

The figures given refer to past performance. Past performance is not a reliable indicator of future performance and should not be the sole decision factor in the selection of a financial instrument. The performance of the financial instrument is displayed on the basis of valuation prices in CHF, with reinvested net income. Due to currency fluctuations, your return may be higher or lower if you invest in a currency other than the one in which the past performance has been calculated.

All price information relates to the product unless otherwise indicated.

Price Indication (19 September 2019, 5:14 PM CET)

Bid	CHF	101.60
Ask	CHF	103.10
52 Weeks High	CHF	105.30
52 Weeks Low	CHF	93.30
Highest YTD	CHF	105.30
Lowest YTD	CHF	93.30

Key Figures

Return*	0.80%
Volatility p.a.*	13.14%
Maximum Drawdown*	-11.40%
Number of Positions in the Index	20
Sharpe Ratio*	0.19
Sortino Ratio*	0.24

* since inception

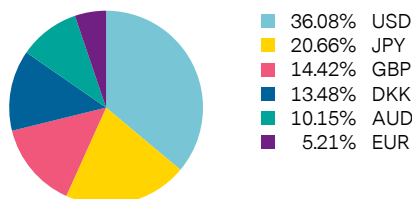
Risk Indicator



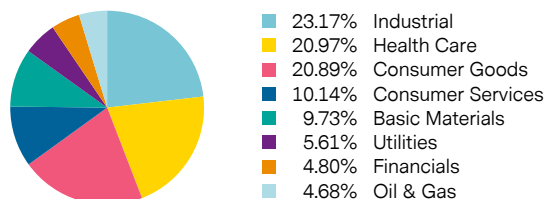
The risk indicator is a guide to the level of risk of this product compared to other products.

Index Composition

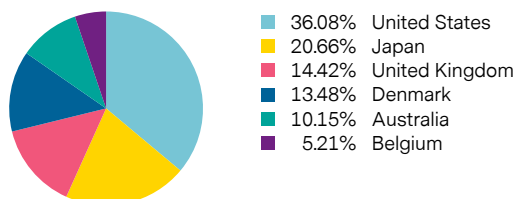
Allocation by Currency



Equity Allocation by Industry Sectors



Allocation by Country



Constituents

ISIN	Description	Asset Class	Price	Currency	Weight %
US28176E1082	Edwards Lifesciences Corp	Share	217.84	USD	5.7485%
US6866881021	Ormat Technologies Inc.	Share	73.61	USD	5.6083%
JP3675600005	Nissin Foods Holdings Co. Ltd	Share	7 670.00	JPY	5.4910%
AU000000CSL8	CSL Ltd	Share	234.77	AUD	5.3455%
US7427181091	The Procter & Gamble Company	Share	121.41	USD	5.2894%
JP3835620000	Benesse Holdings Inc	Share	2 820.00	JPY	5.2588%
BE0974320526	Umicore	Share	33.10	EUR	5.2073%
JP3596200000	TOTO Ltd.	Share	4 175.00	JPY	5.1884%
DK0060534915	Novo Nordisk A/S	Share	345.75	DKK	5.1612%
US4404521001	Hormel Foods Corp	Share	42.96	USD	5.0934%
GB00B02L3W35	The Berkeley Group Holdings PLC	Share	4 099.00	GBP	5.0166%
GB0006776081	Pearson PLC	Share	861.40	GBP	4.8798%
US0565251081	Badger Meter Inc	Share	54.24	USD	4.8720%
US3535141028	Franklin Electric Co Inc.	Share	48.20	USD	4.8657%
AU000000GPT8	GPT Group	Share	6.11	AUD	4.8046%
JP3351100007	Sysmex Corp.	Share	7 300.00	JPY	4.7171%
DK0010268606	Vestas Wind Systems A/S	Share	555.80	DKK	4.6845%
US00508Y1029	Acuity Brands Inc.	Share	134.12	USD	4.6076%
GB00BZ4BQC70	Johnson Matthey PLC	Share	3 125.00	GBP	4.5234%
DK0010219153	Rockwool International A/S	Share	1 412.00	DKK	3.6370%

Master Data

EUSIPA Classification	Tracker Certificate
Initial Fixing Date	22 March 2019
Final Fixing Date	Open End
Issue Price	CHF 101.50
Ratio	1.01
Index	MSCI World IMI Select Sustainable Impact Top 20 Index
Index Currency	USD
Treatment of Income	Net Reinvested
Listing	SIX Swiss Exchange
Collateralization	No
Index adjustments	According to the Index Guide

Parties

Issuer	Vontobel Financial Products Ltd., DIFC Dubai
Garantor	Vontobel Holding AG, Zurich
Index Calculation Agent	MSCI Limited

Costs

Index Fee p.a.	1.20%
Performance Fee p.a.	-

Important Notices

These materials have been prepared by members of the Vontobel group ("Vontobel") which comprises Vontobel Holding AG and its subsidiaries. These materials are for distribution only under such circumstances as may be permitted by applicable law. They have not been prepared with regard to the specific investment objectives, financial situation or particular needs of any specific recipient. They are published solely for informational purposes and are not to be construed as a solicitation or an offer of any services or products or an offer to buy or sell any securities or related financial instruments or to participate in any particular trading or investment strategy.

Financial instruments providing exposure to an active investment strategy are not suitable for all investors, and investing in these instruments may lead to a total loss of the capital invested. The financial instruments do not include any protection from future market performance so investors could lose some or all of their investment. If the Issuer and the Guarantor are not able to pay investors what is owed, investors could lose their entire investment.

The recipient should not construe the contents of these materials as legal, tax, accounting or regulatory information.

No representation or warranty, either expressed or implied, is provided in relation to the accuracy, completeness or reliability of the information contained herein except with respect to information concerning Vontobel, nor is it intended to be a complete statement or summary of the securities markets or developments referred to in these materials or a guarantee that the services described herein comply with all applicable laws, rules and regulations. Vontobel is under no obligation to update or keep current the information contained herein. All information concerning performance and returns refers to gross returns, which do not factor in costs that will be incurred and taxes to be paid by the relevant investor. Investors will, in fact, incur costs and taxes which diminish returns. The extent of the impact of any such costs and tax on the net return depends on the amount of the investment and the costs and tax actually incurred by the relevant investor.

These materials are distributed in Switzerland by Bank Vontobel AG, a subsidiary of Vontobel Holding AG. The legally binding product documentation consists of the definitive term sheet with the Final Terms and the Issuance Program. These documents are available free of charge on the website <https://derinet.vontobel.com>. In order to obtain more detailed information - and in particular details of the structure of and risks associated with an investment in the product - potential investors should read these documents. Bank Vontobel AG is available for questions on the financial instruments at +41(0)58 283 78 98 from 08.00 a.m. - 06.00 p.m. (Zurich time) on bank business days.

Vontobel specifically prohibits the redistribution or reproduction of these materials in whole or in part without the written permission of Vontobel and Vontobel accepts no liability whatsoever for the actions of third parties in this respect.

©Vontobel 2019. "Vontobel" is among the registered and unregistered trademarks of Vontobel. All rights reserved.