

Solactive Artificial Intelligence (USD)

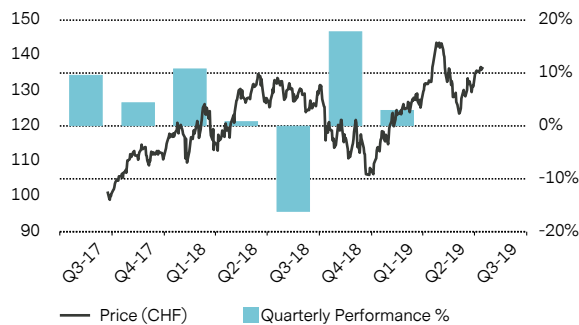
ISIN: CH0377372468 / Swiss Sec. Number: 37737246 / German Securities Code (WKN): A2HJ4G / Symbol: ZSLAJV

This financial instrument is a structured product. It is not a collective investment scheme within the meaning of the Swiss Federal Act on Collective Investment Schemes (CISA), and is therefore not subject to the regulations of the CISA or the supervision of the Swiss Financial Market Supervisory Authority FINMA.

Strategy

The stage is set for artificial intelligence (AI). In combination with cloud computing and cheap storage, machines and algorithms are already able to evaluate large volumes of data, identify patterns, and work out the right decisions to take. AI is already a reality in some in areas (Tesla Autopilot, Alexa, Google Translate, robo-advisors). Going forward, AI could take hold in all aspects of our lives, entailing lasting changes. The consequences could be more disruptive than the changes we have experienced with smartphones and PCs. AI is more than “simply” a few smart algorithms. In fact, it is an entire cosmos of technologies and machines. This is opening up considerable potential for companies to improve their products and services.

Performance & Risk



Performance in %

	1 Month	YtD	2018	2016	2014	Since Inception
Index	6.46%	26.46%	-2.17%	-	-	34.81 %

The figures given refer to past performance. Past performance is not a reliable indicator of future performance and should not be the sole decision factor in the selection of a financial instrument. The performance of the financial instrument is displayed on the basis of valuation prices in CHF, with reinvested net income. Due to currency fluctuations, your return may be higher or lower if you invest in a currency other than the one in which the past performance has been calculated.

All price information relates to the product unless otherwise indicated.

Price Indication (16 July 2019, 5:15 PM CET)

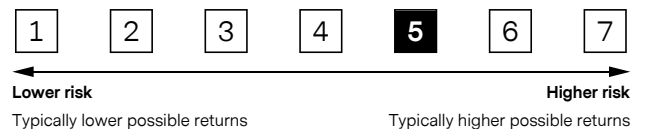
Bid	CHF	137.50
Ask	CHF	139.40
52 Weeks High	CHF	143.60
52 Weeks Low	CHF	106.10
Highest YTD	CHF	143.60
Lowest YTD	CHF	106.30

Key Figures

Return*	34.81%
Volatility p.a.*	20.90%
Maximum Drawdown*	-21.23%
Number of Positions in the Index	20
Sharpe Ratio*	0.89
Sortino Ratio*	1.23

* since inception

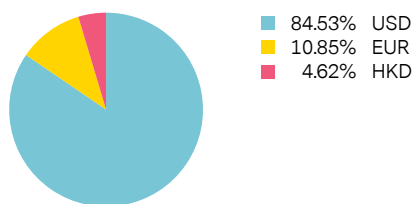
Risk Indicator



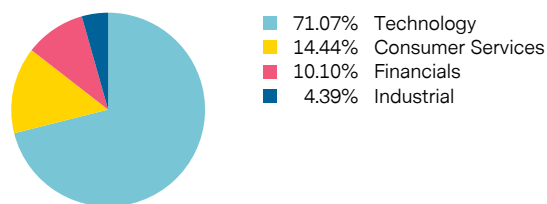
The risk indicator is a guide to the level of risk of this product compared to other products.

Index Composition

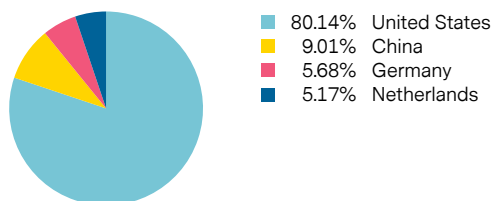
Allocation by Currency



Equity Allocation by Industry Sectors



Allocation by Country



Constituents

ISIN	Description	Asset Class	Price	Currency	Weight %
US7475251036	Qualcomm Inc.	Share	75.67	USD	6.2759%
DE0007164600	SAP SE	Share	120.98	EUR	5.6811%
US81762P1021	ServiceNow Inc	Share	295.50	USD	5.5855%
US90184L1026	Twitter Inc.	Share	37.99	USD	5.5472%
US5949181045	Microsoft Corp.	Share	137.08	USD	5.4447%
US0231351067	Amazon.com Inc.	Share	2 009.90	USD	5.4107%
US30303M1027	Facebook Inc.	Share	203.84	USD	5.3411%
NL0010273215	ASML Holding NV	Share	184.46	EUR	5.1709%
US0378331005	Apple Inc.	Share	204.50	USD	5.1254%
US09247X1019	BlackRock Inc.	Share	477.17	USD	5.0840%
US74144T1088	T Rowe Price Group Inc	Share	110.36	USD	5.0157%
US4592001014	International Business Machines Corp.	Share	143.53	USD	4.7346%
US64110L1061	Netflix Inc.	Share	365.99	USD	4.6387%
KYG875721634	Tencent Holdings Limited	Share	362.60	HKD	4.6213%
US79466L3024	Salesforce.com Inc.	Share	157.13	USD	4.5199%
US67066G1040	NVIDIA Corp.	Share	167.08	USD	4.5179%
US0970231058	Boeing Company	Share	362.75	USD	4.3914%
US01609W1027	Alibaba Group Holding Ltd.	Share	174.19	USD	4.3864%
US02079K3059	Alphabet, Inc.	Share	1 153.46	USD	4.3706%
US4581401001	Intel Corp.	Share	49.17	USD	4.1372%

Master Data

EUSIPA Classification	Tracker Certificate
Initial Fixing Date	18 September 2017
Issue Price	CHF 101.50
Ratio	1.04
Index	Solactive Artificial Intelligence Performance-Index
Index Currency	USD
Treatment of Income	Net Reinvested
Listing	SIX Swiss Exchange
Collateralization	No
Index adjustments	According to the Index Guide

Parties

Issuer	Vontobel Financial Products Ltd., DIFC Dubai
Garantor	Vontobel Holding AG, Zurich
Index Calculation Agent	Solactive AG

Costs

Index Fee p.a.	1.20%
Performance Fee p.a.	-

Important Notices

These materials have been prepared by members of the Vontobel group ("Vontobel") which comprises Vontobel Holding AG and its subsidiaries. These materials are for distribution only under such circumstances as may be permitted by applicable law. They have not been prepared with regard to the specific investment objectives, financial situation or particular needs of any specific recipient. They are published solely for informational purposes and are not to be construed as a solicitation or an offer of any services or products or an offer to buy or sell any securities or related financial instruments or to participate in any particular trading or investment strategy.

Financial instruments providing exposure to an active investment strategy are not suitable for all investors, and investing in these instruments may lead to a total loss of the capital invested. The financial instruments do not include any protection from future market performance so investors could lose some or all of their investment. If the Issuer and the Guarantor are not able to pay investors what is owed, investors could lose their entire investment.

The recipient should not construe the contents of these materials as legal, tax, accounting or regulatory information.

No representation or warranty, either expressed or implied, is provided in relation to the accuracy, completeness or reliability of the information contained herein except with respect to information concerning Vontobel, nor is it intended to be a complete statement or summary of the securities markets or developments referred to in these materials or a guarantee that the services described herein comply with all applicable laws, rules and regulations. Vontobel is under no obligation to update or keep current the information contained herein. All information concerning performance and returns refers to gross returns, which do not factor in costs that will be incurred and taxes to be paid by the relevant investor. Investors will, in fact, incur costs and taxes which diminish returns. The extent of the impact of any such costs and tax on the net return depends on the amount of the investment and the costs and tax actually incurred by the relevant investor.

These materials are distributed in Switzerland by Bank Vontobel AG, a subsidiary of Vontobel Holding AG. The legally binding product documentation consists of the definitive term sheet with the Final Terms and the Issuance Program. These documents are available free of charge on the website <https://derinet.vontobel.com>. In order to obtain more detailed information - and in particular details of the structure of and risks associated with an investment in the product - potential investors should read these documents. Bank Vontobel AG is available for questions on the financial instruments at +41(0)58 283 78 98 from 08.00 a.m. - 06.00 p.m. (Zurich time) on bank business days.

Vontobel specifically prohibits the redistribution or reproduction of these materials in whole or in part without the written permission of Vontobel and Vontobel accepts no liability whatsoever for the actions of third parties in this respect.

©Vontobel 2019. "Vontobel" is among the registered and unregistered trademarks of Vontobel. All rights reserved.