

Solactive Social Media Titans (EUR)

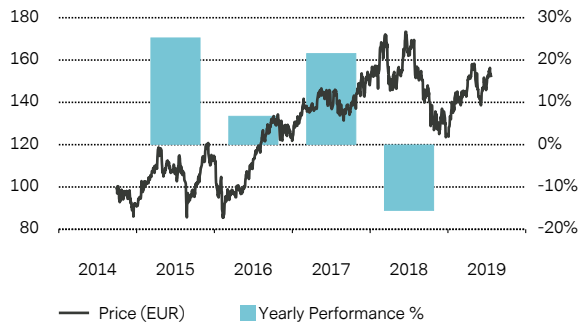
ISIN: CH0241728671 / Swiss Sec. Number: 24172867 / German Securities Code (WKN): A2A3ZN / Symbol: VZSME

This financial instrument is a structured product. It is not a collective investment scheme within the meaning of the Swiss Federal Act on Collective Investment Schemes (CISA), and is therefore not subject to the regulations of the CISA or the supervision of the Swiss Financial Market Supervisory Authority FINMA.

Strategy

Facebook, Twitter, LinkedIn: they and many others have contributed to a new branch of the Internet taking hold in a short space of time. Many new business models are currently emerging, and it's possible that the social media companies are only just getting started and there may be much more to come. With the prospect of a persistently positive future in store, the social media networks sector will remain interesting. This global index reflects the share price performance of promising large companies that generate a significant part of their revenues in the social media area.

Performance & Risk



Performance in %

	1 Month	YtD	2018	2016	2014	Since Inception
Index	1.47%	21.52%	-15.60%	6.78%	-	53.65%

The figures given refer to past performance. Past performance is not a reliable indicator of future performance and should not be the sole decision factor in the selection of a financial instrument. The performance of the financial instrument is displayed on the basis of valuation prices in EUR, with reinvested net income. Due to currency fluctuations, your return may be higher or lower if you invest in a currency other than the one in which the past performance has been calculated.

All price information relates to the product unless otherwise indicated.

Price Indication (23 July 2019, 11:30 AM CET)

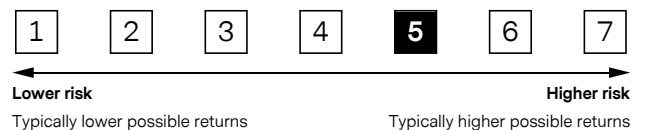
Bid	EUR	153.60
Ask	EUR	155.10
52 Weeks High	EUR	169.50
52 Weeks Low	EUR	123.50
Highest YTD	EUR	158.30
Lowest YTD	EUR	123.80

Key Figures

Return*	27.42%
Volatility p.a.*	22.02%
Maximum Drawdown*	-28.78%
Number of Positions	10
Sharpe Ratio*	0.40
Sortino Ratio*	0.58

* 3 years

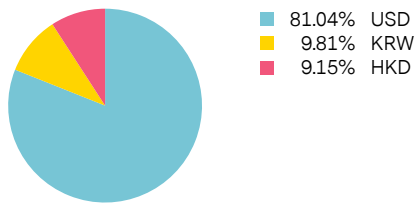
Risk Indicator



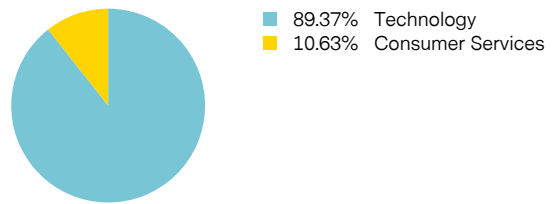
The risk indicator is a guide to the level of risk of this product compared to other products.

Index Composition

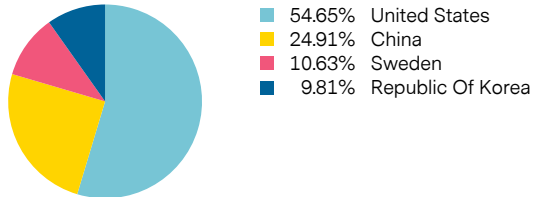
Allocation by Currency



Equity Allocation by Industry Sectors



Allocation by Country



Constituents

ISIN	Description	Asset Class	Price	Currency	Weight %
US83304A1060	Snap Inc.	Share	14.15	USD	12.1430%
US30303M1027	Facebook Inc.	Share	202.32	USD	11.2764%
US44919P5089	IAC/InterActiveCorp.	Share	240.85	USD	11.1737%
US90184L1026	Twitter Inc.	Share	37.58	USD	10.8935%
LU1778762911	Spotify Technology S.A.	Share	146.76	USD	10.6327%
KR7035420009	NAVER Corp.	Share	121 000.00	KRW	9.8130%
US64110W1027	NetEase Inc.	Share	242.96	USD	9.1755%
US02079K3059	Alphabet, Inc.	Share	1 139.21	USD	9.1618%
KYG875721634	Tencent Holdings Limited	Share	357.60	HKD	9.1451%
US0567521085	Baidu Inc.	Share	111.70	USD	6.5854%

Master Data

EUSIPA Classification	Tracker Certificate
Initial Fixing Date	29 September 2014
Issue Price	EUR 101.50
Ratio	1.00
Index	Solactive Social Media Titans Performance-Index
Index Currency	EUR
Treatment of Income	Net Reinvested
Listing	SIX Swiss Exchange
Collateralization	No
Index adjustments	According to the Index Guide

Parties

Issuer	Vontobel Financial Products Ltd., DIFC Dubai
Garantor	Vontobel Holding AG, Zurich
Index Calculation Agent	Solactive AG

Costs

Index Fee p.a.	1.00%
Performance Fee p.a.	-

Important Notices

These materials have been prepared by members of the Vontobel group ("Vontobel") which comprises Vontobel Holding AG and its subsidiaries. These materials are for distribution only under such circumstances as may be permitted by applicable law. They have not been prepared with regard to the specific investment objectives, financial situation or particular needs of any specific recipient. They are published solely for informational purposes and are not to be construed as a solicitation or an offer of any services or products or an offer to buy or sell any securities or related financial instruments or to participate in any particular trading or investment strategy.

Financial instruments providing exposure to an active investment strategy are not suitable for all investors, and investing in these instruments may lead to a total loss of the capital invested. The financial instruments do not include any protection from future market performance so investors could lose some or all of their investment. If the Issuer and the Guarantor are not able to pay investors what is owed, investors could lose their entire investment.

The recipient should not construe the contents of these materials as legal, tax, accounting or regulatory information.

No representation or warranty, either expressed or implied, is provided in relation to the accuracy, completeness or reliability of the information contained herein except with respect to information concerning Vontobel, nor is it intended to be a complete statement or summary of the securities markets or developments referred to in these materials or a guarantee that the services described herein comply with all applicable laws, rules and regulations. Vontobel is under no obligation to update or keep current the information contained herein. All information concerning performance and returns refers to gross returns, which do not factor in costs that will be incurred and taxes to be paid by the relevant investor. Investors will, in fact, incur costs and taxes which diminish returns. The extent of the impact of any such costs and tax on the net return depends on the amount of the investment and the costs and tax actually incurred by the relevant investor.

These materials are distributed in Switzerland by Bank Vontobel AG, a subsidiary of Vontobel Holding AG. The legally binding product documentation consists of the definitive term sheet with the Final Terms and the Issuance Program. These documents are available free of charge on the website <https://derinet.vontobel.com>. In order to obtain more detailed information - and in particular details of the structure of and risks associated with an investment in the product - potential investors should read these documents. Bank Vontobel AG is available for questions on the financial instruments at +41(0)58 283 78 98 from 08.00 a.m. - 06.00 p.m. (Zurich time) on bank business days.

Vontobel specifically prohibits the redistribution or reproduction of these materials in whole or in part without the written permission of Vontobel and Vontobel accepts no liability whatsoever for the actions of third parties in this respect.

©Vontobel 2019. "Vontobel" is among the registered and unregistered trademarks of Vontobel. All rights reserved.